




FOSHAN FIORE CERAMICS CO.,LTD

A203 West Area, China Ceramics Industry Headquarters, Nanzhuang  
Town, Foshan City, Guangdong Prov., P.R.China  
Email: info@fioreceramics.com  
http://www.fioreceramics.com



# EVOLVE

WHITE  
SMOKE  
CONCRETE




EVOLVE

# EVOLVE

The home is increasingly the ideal setting for redefining the boundaries between indoors and outdoors in new living opportunities. In fact, outdoor areas are being transformed into the natural extension of indoor spaces, in close and positive connection with the surrounding habitat.

## COLOR




WHITE


SMOKE

CONCRETE


## HEXAGON REFLECTIONS



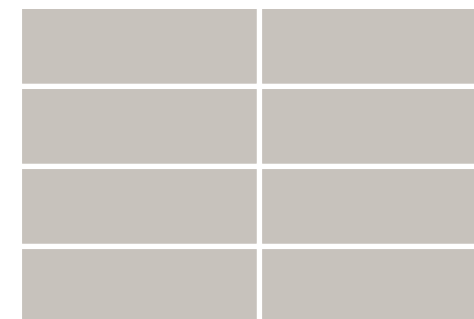
## SIZE



◀ 600\*1200mm  
24"×48"




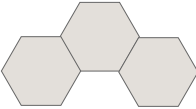
▲ 600\*600mm 24"×24"



◀ 300\*900mm  
12"×36"

# EVOLVE

## WHITE



### SIZE

- 39EV01 300\*900mm 12"×36"
- 60EV01 600\*600mm 24"×24"
- 612EV01 600\*1200mm 24"×48"



**WHITE**

60EV01 600\*600mm 24"×24"



# EVOLVE

Creativity and innovative design are key to a process of constant renewal that drives to achieve the utmost product quality through versatile ceramic solutions.



**WHITE** 60EV01 600\*600mm 24"×24"

Feel the spring comes, flower bleeding, bath in the summer rain as well as the autumn breezes, we disclose our respect and longing to the nature and life without consciousness. Everybody has one corner place that would like only share with the most important person in his life. Keeping silent, waiting quietly.

# EVOLVE

**WHITE** 612EV01 600\*1200mm 24"×48"






# EVOLVE


An exploration of ceramics in all the power of its colour, texture and style. The construction of a hybrid space where shapes, formats and colour combinations become the core of the installation project through a game of perspectives that attracts the attention of the observer.

# SMOKE



## SIZE


- 39EV05 300\*900mm 12"×36"
- 60EV05 600\*600mm 24"×24"
- 612EV05 600\*1200mm 24"×48"





**SMOKE** 36EV05 300\*600mm 12"×24"

W  
A  
I  
C  
O  
A  
E  
H



**SMOKE** 612EV05 600\*1200mm 24"×48"  
60EV05 600\*600mm 24"×24"



**SMOKE**

612EV05 600\*1200mm 24"×48"



# EVOLVE

## CONCRETE



## SIZE

39EV09 300\*900mm 12"×36"  
60EV09 600\*600mm 24"×24"  
612EV09 600\*1200mm 24"×48"



**CONCRETE** 60EV09 600\*600mm 24"×24"



CONCRETE


# EVOLVE

The collection responds to today's latest architectural trends, expressing the exclusive, impeccable style that is contemporary beauty. A special honing process gives the material a soft gleam that adds stylish, iridescent glints to design schemes. A mood of sophisticated elegance offers architects and designers fresh, unexplored expressive paths. Porcelain stoneware delivers supreme technical performance and maintains the exceptional beauty of the inspiration stone intact over time.

60EV09 600\*600mm 24"×24"

# EVOLVE

The beauty of colours speaks a universal language, capable of uniting the world's different cultures and ethnic groups. And it is precisely this extraordinary chromatic power that inspired to create the series.




## WHITE/SMOKE


60EV01 600\*600mm 24" x 24"  
60EV05 600\*600mm 24" x 24"

## Mosaics

### WHITE



370×293mm  
11.72"×10.8"



300×300mm  
12"×12"



312×300mm  
12.48"×12"




260×315mm  
10.4"×12.6"




306×269mm  
12.24"×10.76"

### SMOKE



370×293mm  
11.72"×10.8"



300×300mm  
12"×12"



312×300mm  
12.48"×12"




260×315mm  
10.4"×12.6"




306×269mm  
12.24"×10.76"

### CONCRETE



370×293mm  
11.72"×10.8"



300×300mm  
12"×12"



312×300mm  
12.48"×12"

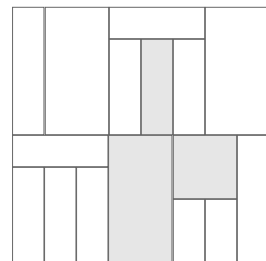


260×315mm  
10.4"×12.6"




306×269mm  
12.24"×10.76"

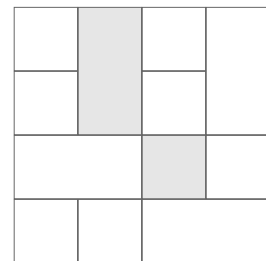
## Laying Patterns



300\*900mm 12"×36"  
600\*600mm 24"×24"  
600\*1200mm 24"×48"



300\*900mm 12"×36"



600\*600mm 24"×24"  
600\*1200mm 24"×48"

## Technical Standard

| TECHNICAL CHARACTERISTICS  | STANDARD TEST METHOD | STANDARD PRESCRIBED VALUES                       | FIORE VALUES                         |
|--|----------------------|--|--------------------------------------|
| <b>MEASUREMENT AND SURFACE APPEARANCE</b>                                      |                      |  |                                      |
| LENGTH   | ISO 10545-2          | ±0.3%  | -0.08~-0.05%                         |
| WIDTH  | ISO 10545-2          | ±0.3%  | -0.08~-0.05%                         |
| THICKNESS  | ISO 10545-2          | ±5%  | +0.1%~+2.1%                          |
| FLATNESS   | ISO 10545-2          | ±0.4%  | -0.06%~+0.04%                        |
| <b>PHYSICAL PROPERTIES</b>   |                      |  |                                      |
| WATER ABSORPTION   | ISO 10545-3          | ≤ 0.5%   | ≤ 0.5%                               |
| BREAKING STRENGTH  | ISO 10545-4          | ≥ 1300N  | 2120N                                |
| MODULUS OF RUPTURE   | ISO 10545-4          | ≥ 35N/mm <sup>2</sup>                            | 46.3N/mm <sup>2</sup>                |
| RESISTANCE TO ABRASION   | ISO 10545-7          | -  | CLASS 3                              |
| THERMAL EXPANSION COEFFICIENT  | ISO 10545-8          | -  | 5.7×10 <sup>6</sup> °C <sup>-1</sup> |
| THERMAL SHOCK RESISTANCE   | ISO 10545-9          | NO DEFECTS SHOULD BE VISIBLE                     | FULLY RESISTANCE                     |
| FROST RESISTANCE   | ISO 10545-12         | *NO SURFACE DEFECTS OR CRACKS SHOULD BE VISIBLE* | FULLY RESISTANCE                     |
| SLIP RESISTANCE  | AS 4586-2013         | R9-R13   | ≥ R9                                 |
| <b>CHEMICAL PROPERTIES</b>   |                      |  |                                      |
| CHEMICAL RESISTANCE<br>RESISTANCE TO HOUSEHOLD CHEMICALS<br>AND SWIMMING SALTS | EN ISO 10545-13      | MINIMUM B  | A                                    |
| RESISTANCE TO STAINING   | EN ISO 10545-14      | MINIMUM CLASS 3                                  | CLASS 5                              |

## Packing Details

| COLLECTION | Sizes                 | Pcs/Ctn | M <sup>2</sup> /Ctn | Kgs/Ctn | Ctns/Plt | M <sup>2</sup> /Plt | Kg/Plt |
|------------|-----------------------|---------|---------------------|---------|----------|---------------------|--------|
| EVOLVE     | 90x180-36"×72"        | 2       | 3.24                | 90      | 31       | 100.44              | 2790   |
|            | 60×120-24"×48"        | 2       | 1.44                | 34      | 60       | 80.64               | 2040   |
|            | 60×60 -24"×24"        | 4       | 1.44                | 31      | 40       | 57.6                | 1240   |
|            | 30×60 -12"×24"        | 8       | 1.44                | 30.5    | 40       | 57.6                | 1220   |
|            | 30×30 -12"×12"        | 11      | 0.99                | 22      | 54       | 53.46               | 1188   |
|            | 30×30 -12"×12" Mosaic | 11      | 0.99                | 22      | 54       | 53.46               | 1188   |

| SHADE VARIATION | V1                       | V2                     | V3                       | V4                          |
|-----------------|--------------------------|------------------------|--------------------------|-----------------------------|
|                 | Uniform appearance<br>V1 | Slight variation<br>V2 | Moderate variation<br>V3 | Substantial variation<br>V4 |