

BRECCIA

COLLECTION

PRODUCT PICTURE ALBUM

FOSHAN FIORE CERAMICS CO., LTD

info@fioreceramics.com
<http://www.fioreceramics.com>



BRECCIA

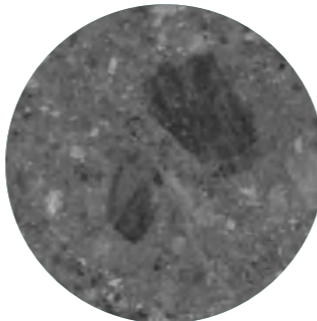
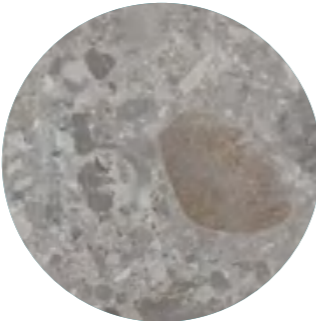

MATT • ANTISLIP

Bianco

Grey


Taupe

Nero



In search of a better world, constructed on the solid foundation of our dreams. Clean, perfect, shared. A dwelling for our plans, Strong, luminous and inspired, the Breccia collection offers three new modern and natural shades.


SIZES




60x120cm 24"x48"

THICKNESSES

10mm



60x60cm 24"x24"



30x60cm 12"x24"



15x60cm 6"x24"

While produced in a natural look format, this collection also offers mosaics and decorative trims.





Bianco



HEXAGON
31x33.2cm



ARROW
31.4x29.7cm




PYRAMID
30x30cm

- 60x120cm 24'x48' ▲
- 60x60cm 24'x24' ▲
- 30x60cm 12'x24' ▼

Application Space

★★★★	Hotels	🎵	Public Spaces
🏠	Housing	✈️	Airports
🍽️	Bar-restaurants	🛍️	Malls
👕	Shops	🚉	Train Stations



6 Different Faces





Floor: 600x600mm 24x24"



Wall: 300x600mm 12x24"
Floor: 600x600mm 24x24"

BRECCIA
COLLECTION
MATT·ANTISLIP


A complete collection of elements that creates a harmonious dialogue between indoor and outdoor spaces, and technical to the point of passing all international standards required by modern design.



Grey



HEXAGON
31x33.2cm



ARROW
31.4x29.7cm



PYRAMID
30x30cm



- 60x120cm 24'x48' ▲
- 60x60cm 24'x24' ▲
- 30x60cm 12'x24' ▼


Application Space

★★★★	Hotels	🎵	Public Spaces
🏠	Housing	✈️	Airports
🍽️	Bar-restaurants	🛍️	Malls
👕	Shops	🚉	Train Stations

BRECCIA

COLLECTION

MATT • ANTISLIP






Wall/Floor: 600x1200mm 24"x48" 300x1200mm 12"x48"



Wall: 300x600mm 12"x24"



6 Different Faces



15. Floor: 600x600mm 24x24'



Taupe



- 60x120cm 24'x48' ▲
- 60x60cm 24'x24' ▲
- 30x60cm 12'x24' ▼



HEXAGON
31x33.2cm



ARROW
31.4x29.7cm




PYRAMID
30x30cm

Application Space

★★★★ Hotels	Public Spaces
Housing	Airports
Bar-restaurants	Malls
Shops	Train Stations



Floor: 600x1200mm 24x48



6 Different Faces




BRECCIA
COLLECTION
MATT • ANTISLIP

Nero


- WALL
- FLOOR
- INDOOR
- OUTDOOR
- VARIATION
- R10
Solid Resistant
DIN 51132
NAT




- 60x120cm 24"x48" ▲
- 60x60cm 24"x24" ▲
- 30x60cm 12"x24" ▼



HEXAGON
31x33.2cm




ARROW
31.4x29.7cm



PYRAMID
30x30cm

Application Space

- | | |
|-----------------|----------------|
| Hotels | Public Spaces |
| Housing | Airports |
| Bar-restaurants | Malls |
| Shops | Train Stations |



6 Different Faces



Wall: **ARROW** 49.8x16.9cm / 19¹/₂x6⁵/₈"
Floor: 600x600mm 24x24"




23. Wall: 600x1200mm 24x48" 200x1200mm 8x48"
Floor: 600x1200mm 24x48"


BRECCIA

COLLECTION

MATT•ANTISLIP



Special sizes



GRAMMA 72
49.8x16.9cm / 19 1/2" x 6 5/8"



GRAMMA 66 DX
39.2x19.5cm / 15 3/8" x 7 5/8"



GRAMMA 66 SX
39.2x19.5cm / 15 3/8" x 7 5/8"



GRAMMA 16 DX
19.5x9.7cm / 7 5/8" x 3 3/4"




GRAMMA 16 SX
19.5x9.7cm / 7 5/8" x 3 3/4"


Mosaics



HEXAGON
31x33.2cm




ARROW
31.4x29.7cm




PYRAMID
30x30cm


Tile layouts in loose modules




BASKET
Gramma 66 SX 67%
Gramma 16 DX 33%



TWIST
Gramma 66 DX 100%
Gramma 16 DX 100%



CHEVRON
Gramma 72 100%



ARROW
Gramma 72 100%

Technical Standard

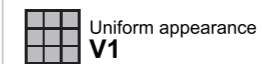
TECHNICAL CHARACTERISTICS	STANDARD TEST METHOD	STANDARD PRESCRIBED VALUES	FIORÉ VALUES
MEASUREMENT AND SURFACE APPEARANCE			
LENGTH	EN ISO 10545-2	±0.6%	±0.1%
WIDTH	EN ISO 10545-2	±0.6%	±0.1%
THICKNESS	EN ISO 10545-2	±5%	±3%
TRANSMUTATION	EN ISO 10545-2	±0.5%	±0.2%
PHYSICAL PROPERTIES			
WATER ABSORPTION	EN ISO 10545-3	≤ 0.5%	≤ 0.5%
BREAKING STRENGTH	EN ISO 10545-4	≥ 1300N	≥ 1300N
MODULUS OF RUPTURE	EN ISO 10545-4	≥ 35N/mm ²	≥ 35N/mm ²
RESISTANCE TO ABRASION	EN ISO 10545-6	≤ 205mm ³	≤ 160mm ³
THERMAL EXPANSION COEFFICIENT	EN ISO 10545-8	≤ 9MK-1	≤ 7MK-1
TEMPERATURE SHOCK RESISTANCE	EN ISO 10545-9	NO DEFECTS SHOULD BE VISIBLE	DURABLE
FROST RESISTANCE	EN ISO 10545-12	NO SURFACE DEFECTS OR CRACKS SHOULD BE VISIBLE	ANTI-ICE
SLIP RESISTANCE	DIN 51130	R9-R13	≥ R9
CHEMICAL PROPERTIES			
CHEMICAL RESISTANCE <small>RESISTANCE TO HOUSEHOLD CHEMICALS AND SWIMMING POOL SALTS</small>	EN ISO 10545-13	THERE SHOULD BE NO VISIBLE CHANGES WHEN SUBJECTED TO CHEMICALS	DURABLE
RESISTANCE TO STAINING	EN ISO 10545-14 <small>When subjected to chemicals</small>	THERE SHOULD BE NO VISIBLE CHANGES WHEN SUBJECTED TO CHEMICALS	NO VISIBLE DEFECTS

Packing Details

SERIES	Sizes 	Pcs/Ctn 	M ² /Ctn 	kgs/Ctn 	Ctns/Plt 	M ² /Plt 	Kg/Plt
BRECCIA	60x120-24x48'	2	1.44	34.5	56	80.64	1932
	60x60-24x24'	4	1.44	32.5	40	57.6	1300
	30x60-12x24'	8	1.44	31.5	40	57.6	1260
	30x30-12x12'	11	0.99	22	54	53.46	1188
	30x30-12x12 Mosaic	11	0.99	22	54	53.46	1188

SHADE VARIATION

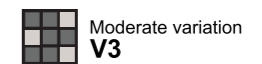
V2



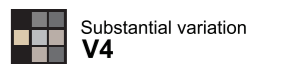
Uniform appearance
V1



Slight variation
V2



Moderate variation
V3



Substantial variation
V4